


Contents

Purpose	3
Passwords	3
What is the students username and password	3
Having trouble logging in.....	3
Need to reset password	3
Email	4
What is the students username and password	4
How to access student webmail	4
If logging in to webmail is unsuccessful	4
Compass	5
Access via app.....	5
Access via browser	7
eLibrary	8
What is the students username and password	8
How to access the eLibrary.....	8
ICTC Help	9
What is the students username and password	9
How to access the ICTC Help	9
OneDrive.....	10
What is the students username and password	10
How to access OneDrive	10
Office365 and Microsoft Office.....	12
What is the students username and password	12
How to access Office365 and install Microsoft Office	12

*Inspiring, motivating and challenging
students for successful futures*

Student Learning from Home Pack




Edmodo.....	14
Key information.....	14
How to reset Edmodo password	14

*Inspiring, motivating and challenging
students for successful futures*



Student Learning from Home Pack



Purpose

The purpose of this document is to provide access to students from Palmerston College to a variety of online learning systems to facilitate access off campus.

Passwords

What is the students username and password

Student passwords for Webmail, Compass, ICTC Help, OneDrive, Office365, and the eLibrary are the same details that are used on the computers at school.

Username: firstname.lastname

Email: firstname.lastname@ntschoools.net

Password: student password

Having trouble logging in

If however students are: having trouble logging in; or cannot remember your username and password.

Contact ICT: Phone: 08 899 77777 | Email: pc.itservices@ntschoools.net

Hours: Mon – Fri 8am – 3:30pm

Need to reset password

1. Contact ICT here
Phone: 08 899 77777 | Email: pc.itservices@ntschoools.net
Hours: Mon – Fri 8am – 3:30pm
2. Once you have received a temporary reset password, the student will need to go <https://webmail.ntschoools.net>, enter the temporary password
3. This will allow the student to set their own password

change password

Your password has expired and you need to change it before you sign in to Outlook Web App.

User name:

Current password:

New password:


Confirm new password:

submit

*Inspiring, motivating and challenging
students for successful futures*



Student Learning from Home Pack



Email

What is the students username and password

Student passwords for Webmail, Compass, ICTC Help, OneDrive, Office365, and the eLibrary are the same details that are used on the computers at school.

How to access student webmail

The student will need to go <https://webmail.ntschoools.net>

Enter your student username and password

Username: firstname.lastname

Password: student password

A screenshot of the Outlook Web App login interface. It features the title "Outlook® Web App" in blue. Below the title are two input fields: "User name:" and "Password:". At the bottom, there is a "sign in" button with a blue circular arrow icon to its left.

If logging in to webmail is unsuccessful

Contact ICT here

Phone: 08 899 77777 | Email: pc.itservices@ntschoools.net

Hours: Mon – Fri 8am – 3:30pm

*Inspiring, motivating and challenging
students for successful futures*



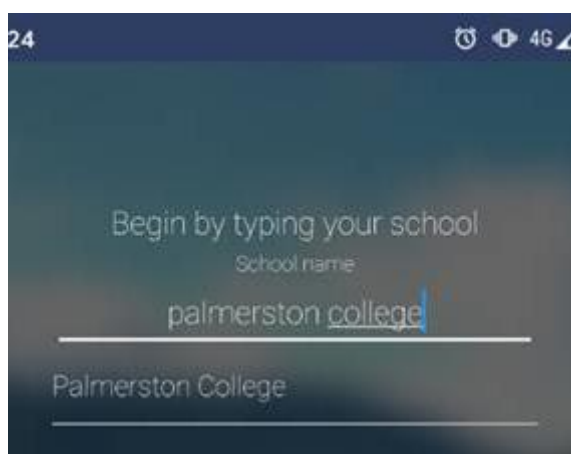
Student Learning from Home Pack

Compass

Access via app

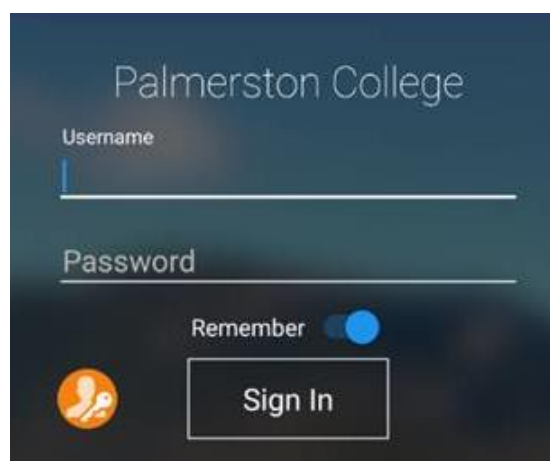
Step 1

Open the Compass App
Search for Palmerston College



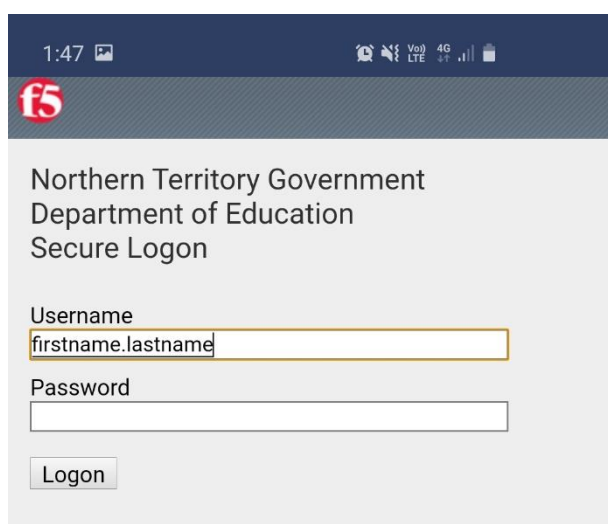
Step 2

Press the Orange butterfly button on the Palmerston College login page



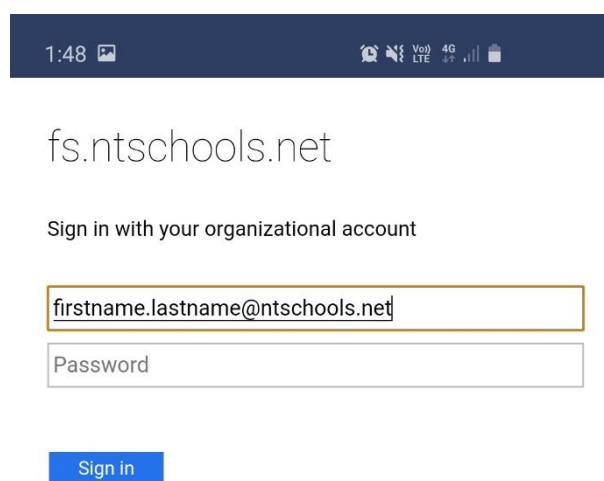
Step 3

Enter your student username and password
Username: firstname.lastname
Password: student password



Step 4

Enter your student email and password
Username: firstname.lastname@ntschoools.net
Password: student password

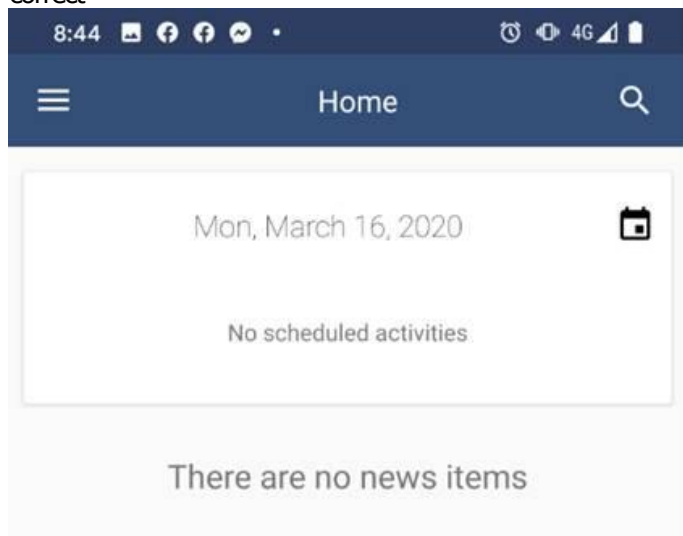


*Inspiring, motivating and challenging
students for successful futures*

Student Learning from Home Pack


Step 5

This will allow a successful login to Compass if credentials are correct



*Inspiring, motivating and challenging
students for successful futures*

Student Learning from Home Pack



Access via browser

Step 1

Open up a browser using either Chrome or Mozilla Firefox
Go to the following URL

<https://palmerstoncollege-nt.compass.education/>


Press the Orange butterfly button on the Palmerston College login page



Palmerston College

Username

Password



☒ Remember me


[Can't access your account?](#)

Step 2

Enter your student username and password

Username: firstname.lastname

Password: student password



Northern Territory Government
Department of Education
Secure Logon

Username

Password

Step 3

Enter your student email and password

Username: firstname.lastname@ntschoools.net



Password: student password


fs.ntschoools.net

Sign in with your organizational account

Step 4

This will allow a successful login to Compass if credentials are correct

 Home 

Mon, March 16, 2020 

No scheduled activities.

*Inspiring, motivating and challenging
students for successful futures*



Student Learning from Home Pack

eLibrary

What is the students username and password

Student passwords for Webmail, Compass, ICTC Help, OneDrive, Office365, and the eLibrary are the same details that are used on the computers at school.

How to access the eLibrary

Step 1

Open up a browser using either Chrome or Mozilla Firefox
Go to the following URL
bit.ly/_elibrary

bit.ly/_elibrary

 bit.ly/_elibrary
bit.ly/_elibrary

 bit.ly/_elibrary

Step 3

This will allow a successful login to eLibrary if credentials are correct
Enter your student password

DEPARTMENT OF EDUCATION



Enter password

Password

[Forgot my password](#)

Sign in

Step 2

Enter your student email
Username: firstname.lastname@ntschoools.net



Sign in

palmerstoncollege.it@ntschoools.net X

No account? [Create one!](#)



[Can't access your account?](#)

[Sign-in options](#)



Next

Step 4

This will allow a successful login to eLibrary if credentials are correct

  ntschooolsau.sharepoint.com 1

SharePoint

  eLibrary_Palmerston College ..
Private group

Welcome to the Palmerston College eLibrary

*Inspiring, motivating and challenging
students for successful futures*



Student Learning from Home Pack

ICTC Help

What is the students username and password

Student passwords for Webmail, Compass, ICTC Help, OneDrive, Office365, and the eLibrary are the same details that are used on the computers at school.

How to access the ICTC Help

Step 1

Open up a browser using either Chrome or Mozilla Firefox
Go to the following URL
bit.ly/ictchelp

bit.ly/ictchelp

 bit.ly/ictchelp
bit.ly/ictchelp

 bit.ly/ictchelp

Step 3

This will allow a successful login to ICTC Help if credentials are correct
Enter your student password

DEPARTMENT OF EDUCATION



Enter password

Password

[Forgot my password](#)

Sign in

Step 2

Enter your student email

Username: firstname.lastname@ntschoools.net



Sign in

palmerstoncollege.it@ntschoools.net



No account? [Create one!](#)

[Can't access your account?](#)


[Sign-in options](#)

Next

Step 4

This will allow a successful login to ICTC Help if credentials are correct



 itschooolsau.sharepoint.com

SharePoint



eLibrary_Palmerston College
Private group

ICTC Help

*Inspiring, motivating and challenging
students for successful futures*



Student Learning from Home Pack

OneDrive

What is the students username and password

Student passwords for Webmail, Compass, ICTC Help, OneDrive, Office365, and the eLibrary are the same details that are used on the computers at school.

How to access OneDrive

Step 1

Open up a browser using either Chrome or Mozilla Firefox
Go to the following URL
office.com

office.com

office.com
office.com

office.com

Step 2

Enter your student email

Username: firstname.lastname@ntschoools.net



Sign in

palmerstoncollege.it@ntschoools.net



No account? [Create one!](#)

[Can't access your account?](#)

[Sign-in options](#)

Next

Step 3

This will allow a successful login to OneDrive if credentials are correct
Enter your student password

DEPARTMENT OF EDUCATION



Enter password

Password

[Forgot my password](#)

Sign in

Step 4

This will allow a successful login to OneDrive if credentials are correct

office.com/?auth=2

Office 365



Get one app for
Word, Excel,
PowerPoint and more



GET IT ON
Google Play



OneDrive



Word



Excel

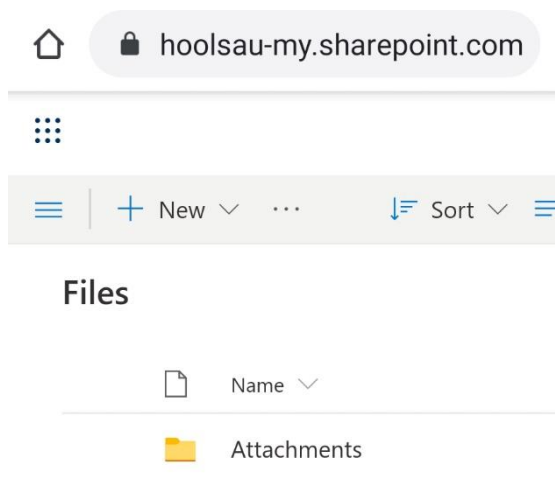
*Inspiring, motivating and challenging
students for successful futures*



Student Learning from Home Pack

Step 5

OneDrive will provide you access to a cloud based file directory



*Inspiring, motivating and challenging
students for successful futures*

Student Learning from Home Pack

Office365 and Microsoft Office


What is the students username and password

Student passwords for Webmail, Compass, ICTC Help, OneDrive, Office365, and the eLibrary are the same details that are used on the computers at school.

How to access Office365 and install Microsoft Office

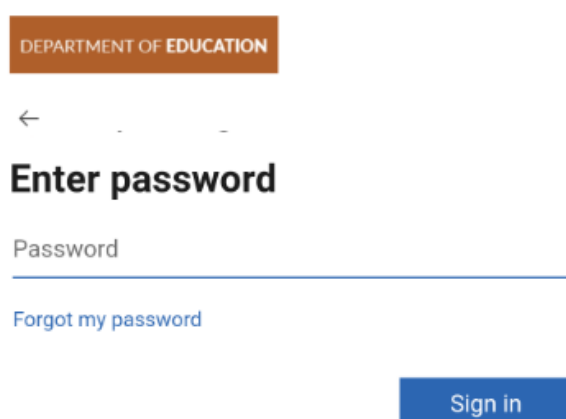
Step 1

Open up a browser using either Chrome or Mozilla Firefox
Go to the following URL: <https://office.com>
Click Sign-in



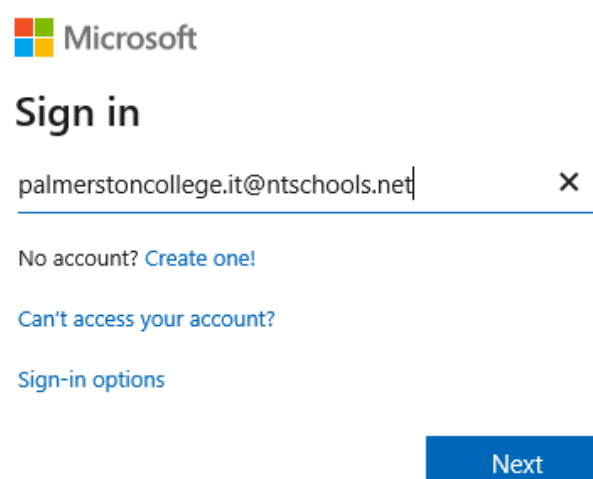
Step 3

This will allow a successful login to Office365 if credentials are correct
Enter your student password



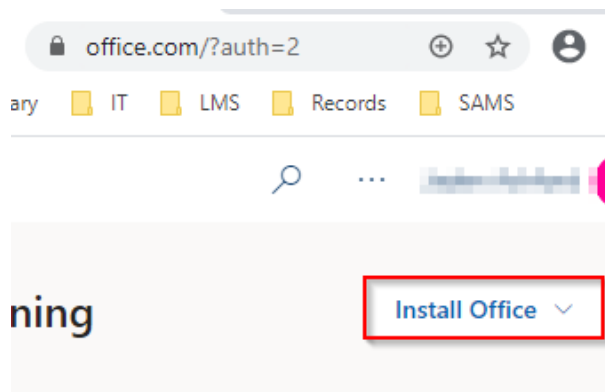
Step 2

Enter your student email
Username: firstname.lastname@ntschoos.net



Step 4

This will allow a successful login to Office365 if credentials are correct.
Click on "Install Office" at the top right of the page

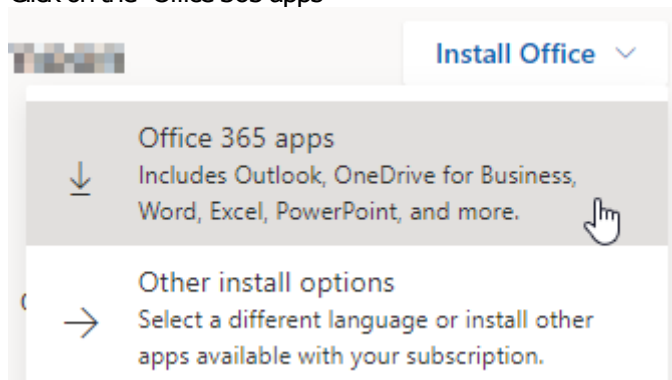


*Inspiring, motivating and challenging
students for successful futures*

Student Learning from Home Pack

Step 5

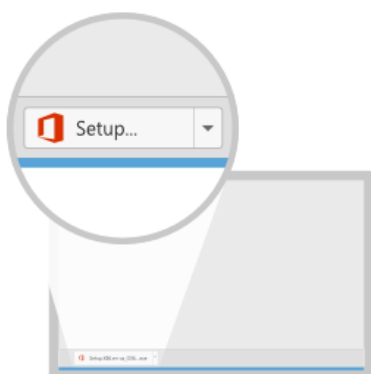
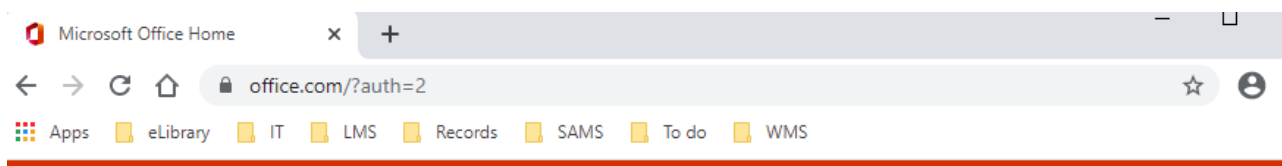
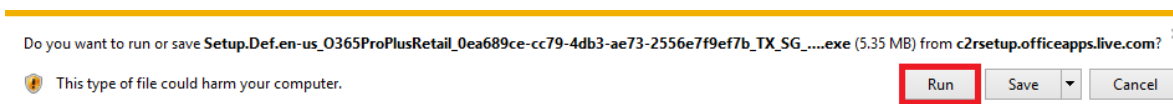
Click on the "Office 365 apps"



Step 6

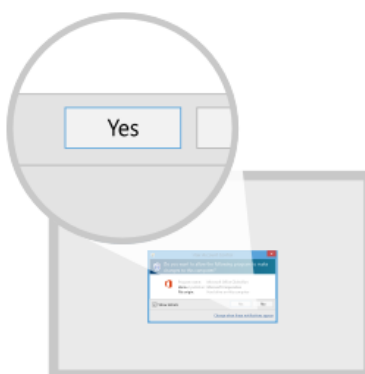
Click "Run", this will now install Office365 onto your device.

(This will vary on different browsers, e.g. Chrome and Internet Explorer)



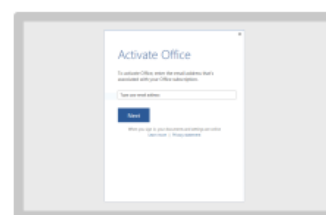
1 Click Run

Click the Setup file at the bottom of the screen.



2 Say "yes"

Click Yes to start installing.



3 Stay online

After installation, start Office and sign in with the account you use for Office 365: jaden.ashford@ntschoos.net.

*Inspiring, motivating and challenging
students for successful futures*

Student Learning from Home Pack

Edmodo

Key information

Only access Edmodo if instructed by your classroom teacher

Student passwords for Edmodo are not the same as the computers at school.

If you are unable to reset your password or cannot access the required resources on Edmodo please contact your classroom teacher directly

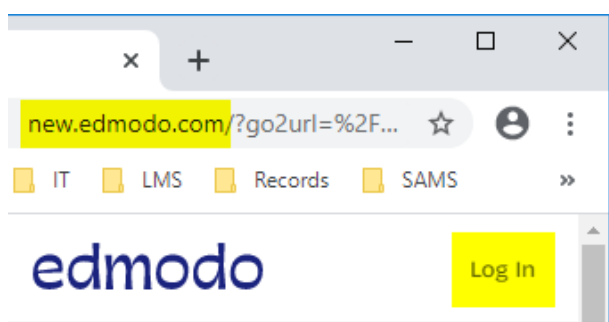
How to reset Edmodo password

Step 1

Open up a browser using either Chrome or Mozilla Firefox

Go to the following URL: new.edmodo.com

Click Log In



Step 2

Click Forgot Password

Log in with:



Google



Microsoft

OR

Username or Email

Phone Number

Email or Username

Password

[Forgot Password?](#)

Step 3

Enter student email: firstname.lastname@ntschoos.net

Click next

Account Recovery

Let's find your account! Enter your email, username, or phone number.

Username or Email

Phone Number

Email or Username

[I don't know my email, username or phone number](#)

Next

*Inspiring, motivating and challenging
students for successful futures*